

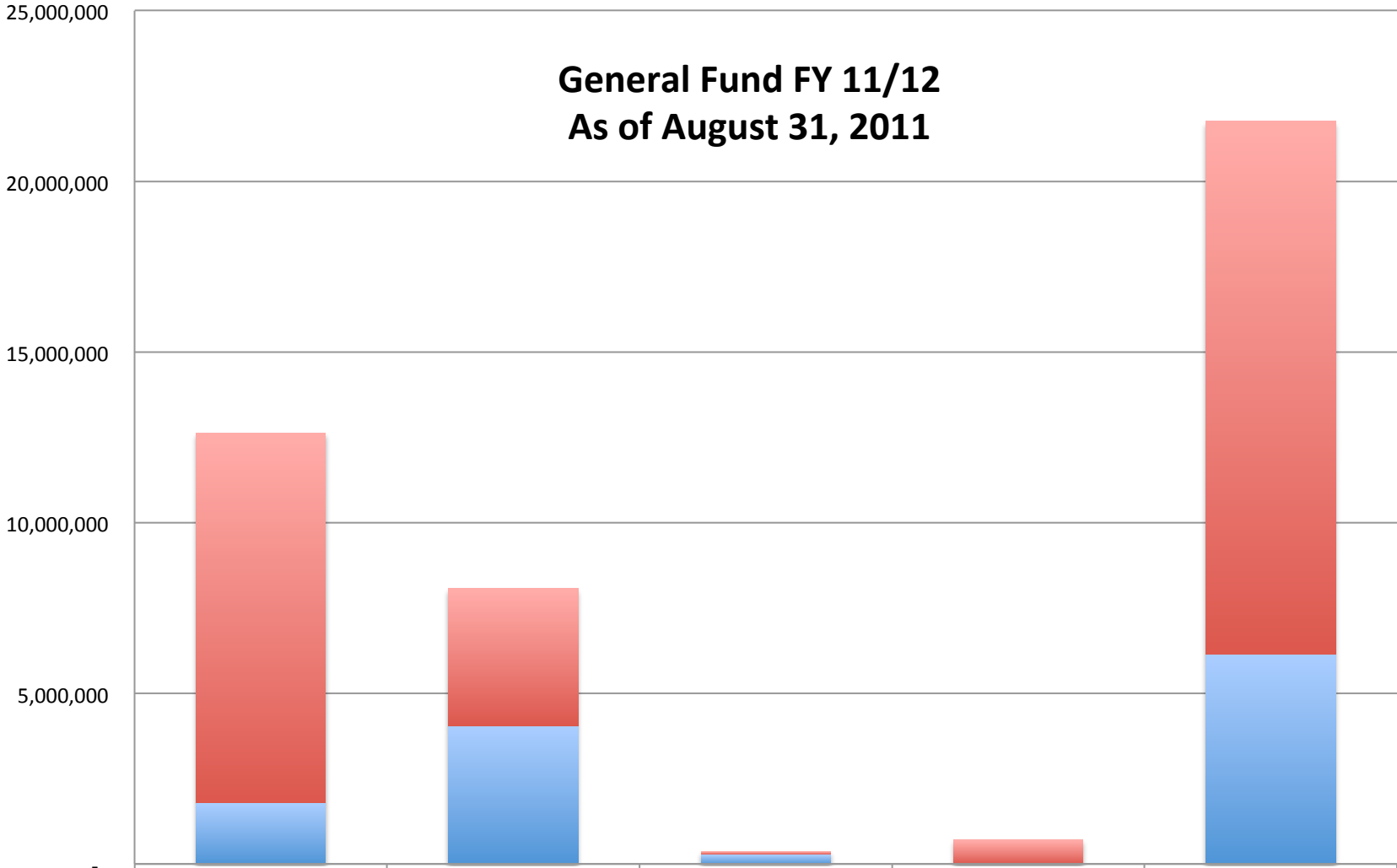
Estacada School District
Board of Directors

Financial Report

October 12, 2011

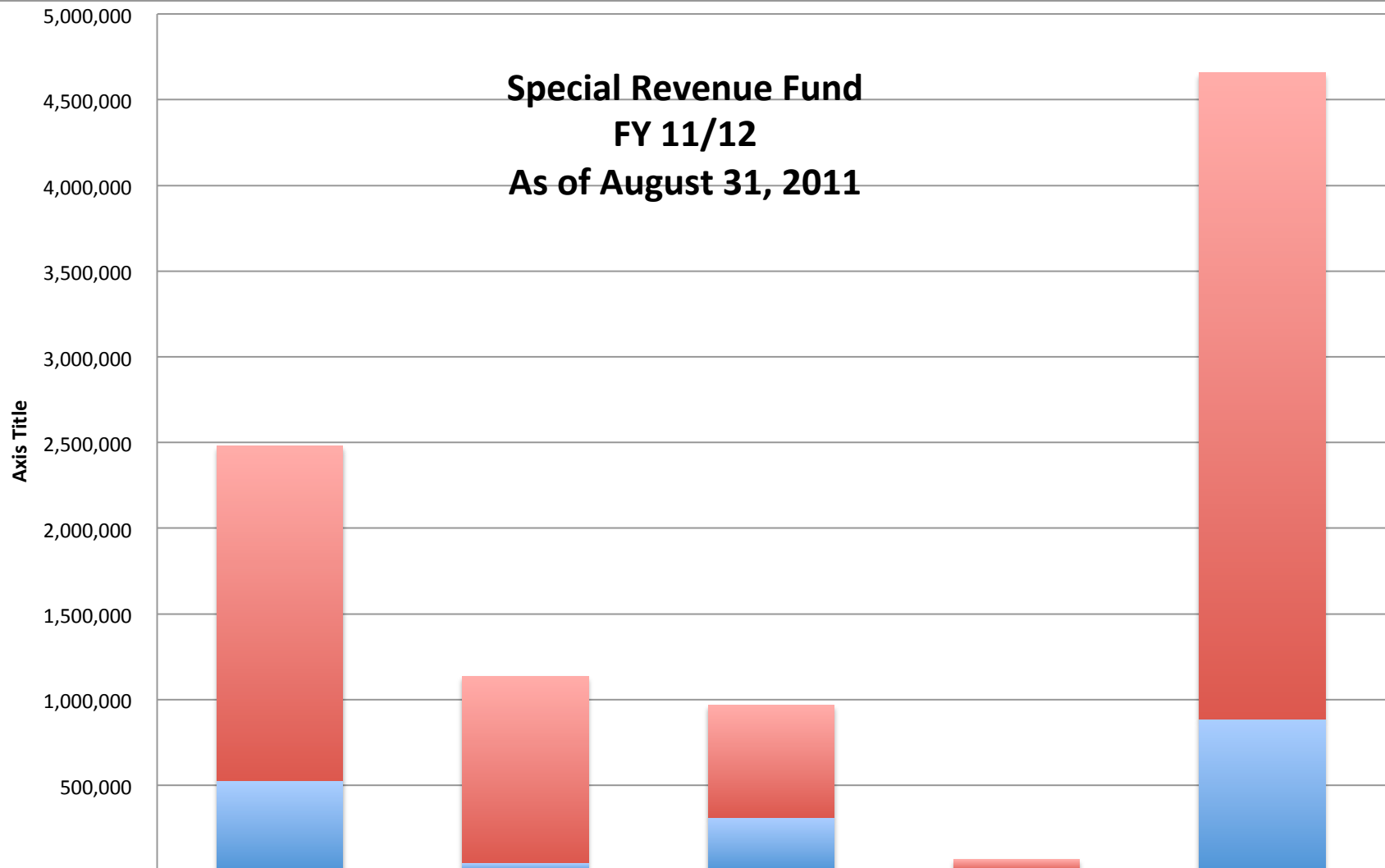


**General Fund FY 11/12
As of August 31, 2011**



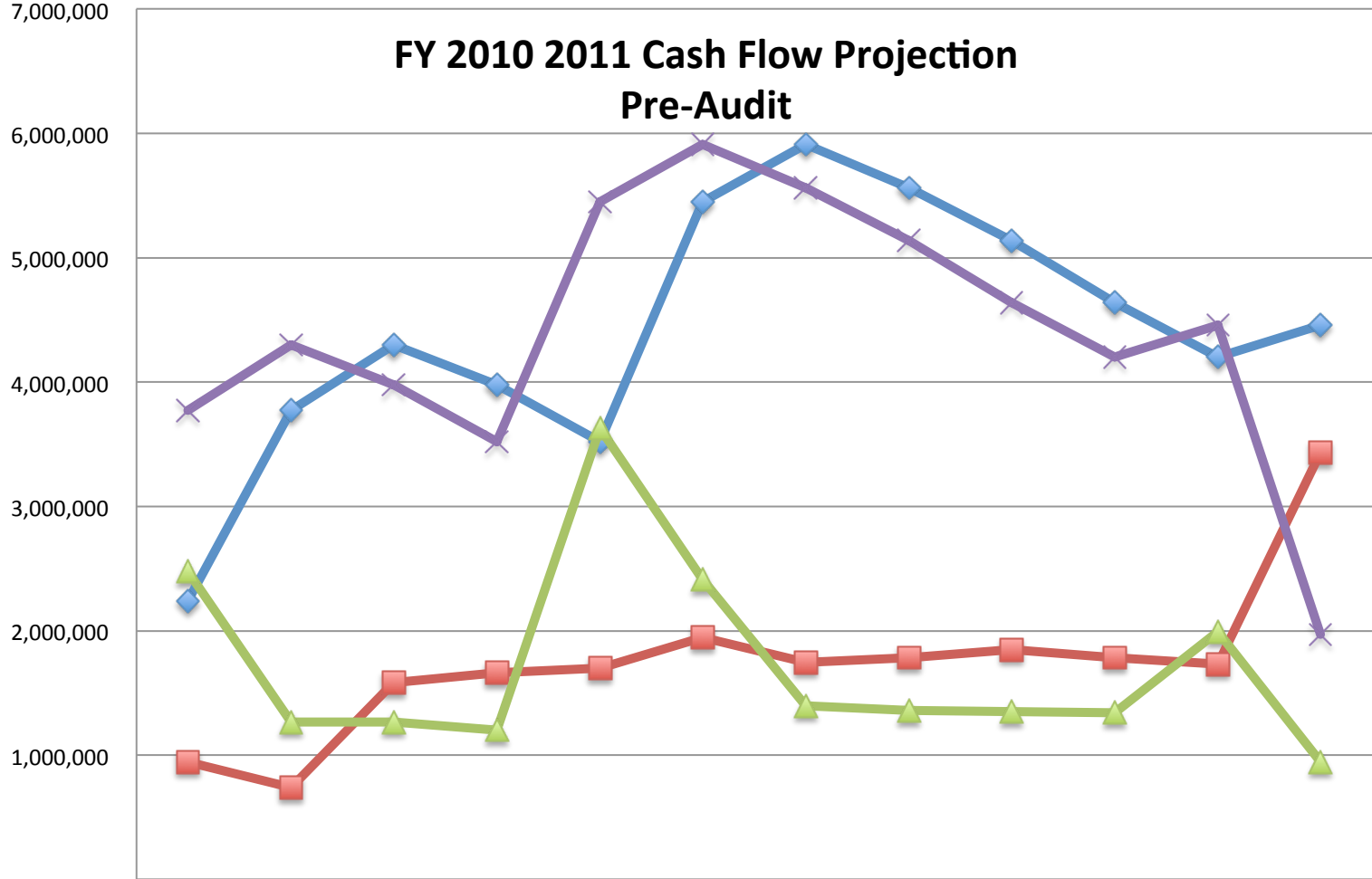
	TOTAL INSTRUCTION	TOTAL SUPPORT SERVICES	TOTAL TRANSFERS	TOTAL CONTINGENCY	TOTAL GENERAL FUND
UNCOMMITTED	10,821,912	4,009,811	84,358	700,000	15,616,081
COMMITTED	1,797,810	4,051,794	288,677	-	6,138,281

**Special Revenue Fund
FY 11/12
As of August 31, 2011**



	TOTAL INSTRUCTION	TOTAL SUPPORT SERVICES	TOTAL ENTERPRISE SERVICES	TOTAL OTHER USES	TOTAL SPECIAL REVENUE FUNDS
UNCOMMITTED	1,953,258	1,088,345	656,508	70,000	3,768,111
COMMITTED	525,949	47,739	313,705	-	887,393

FY 2010 2011 Cash Flow Projection Pre-Audit



	July	August	September	October	November	December	January	February	March	April	May	June
◆ BEGINNING FUND BALANCE	2,240,707	3,771,874	4,298,045	3,979,206	3,518,882	5,447,695	5,909,375	5,559,134	5,136,177	4,639,707	4,199,390	4,459,091
■ TOTAL EXPENDITURES	945,873	738,070	1,584,591	1,663,274	1,699,697	1,948,701	1,746,573	1,782,578	1,846,637	1,782,900	1,734,254	3,434,634
▲ TOTAL RESOURCES	2,477,040	1,264,242	1,265,753	1,202,950	3,628,510	2,410,380	1,396,332	1,359,622	1,350,167	1,342,583	1,993,954	946,977
✕ ENDING FUND BALANCE	3,771,874	4,298,045	3,979,206	3,518,882	5,447,695	5,909,375	5,559,134	5,136,177	4,639,707	4,199,390	4,459,091	1,971,435

Statement regarding ED-50 Publication

As required by Local Budget Law, the District is required to make the governing body aware of a mistake in our ED 50 Publication. The published Tax Levy for Bonded Debt in our initial publication was 1,902,091; however our adopted and certified amount was 1,874,530. The ED 50 has been corrected and now matches the adopted budget and the required resolutions.